

brought to you by
Achievement
Technologies

SkillsTutor™



Sample Accountability Reports

Administrator Reports

The System Administrator has access to seven reports: Teacher Roster, Teacher Usage, Student Roster, Student Activity, School Profile, Product Usage, and Time of Day.

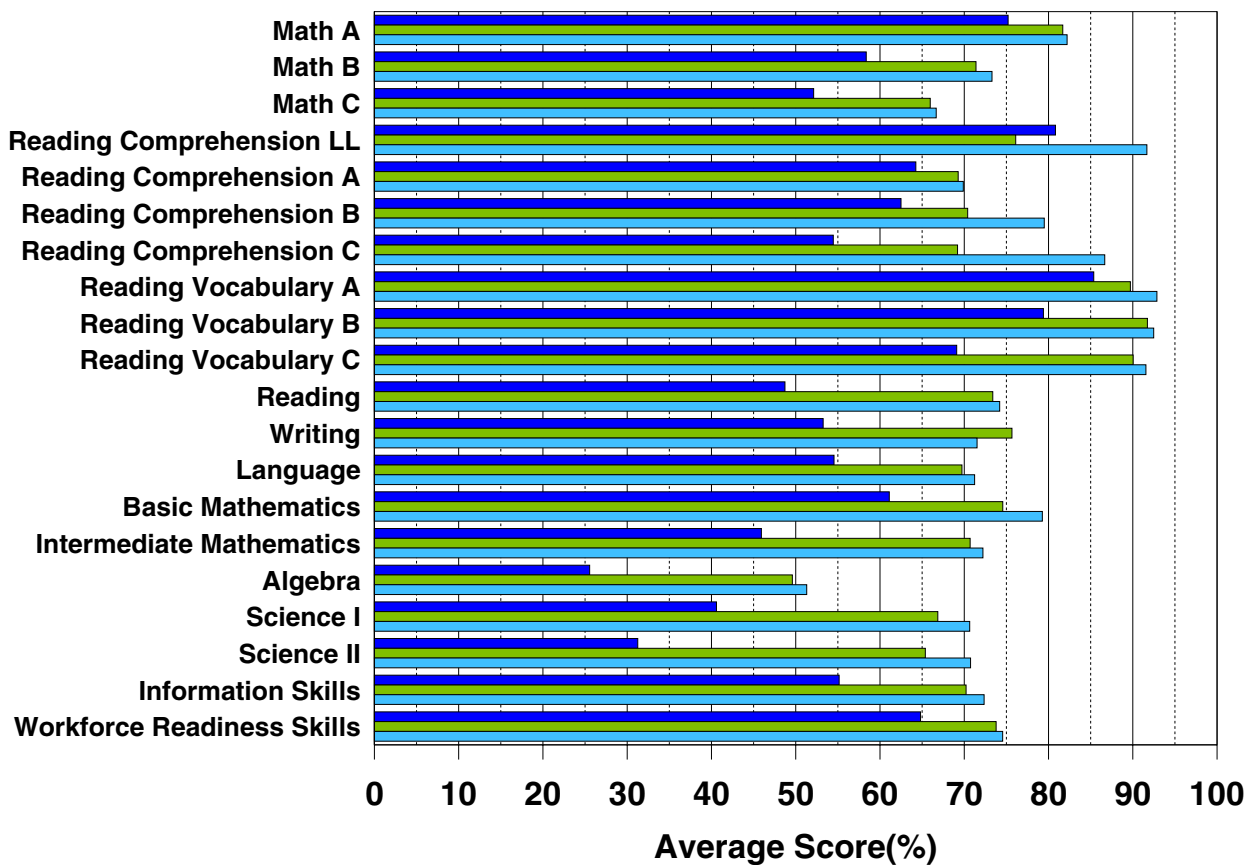
Administrator Reports		
Question	Report	Detail
<i>What teachers are in my school?</i>	Teacher Roster	Lists all teachers in the school, including their user names and passwords.
<i>Which teachers are using the program?</i>	Teacher Usage	Lists all teachers and displays the number of classes created, unique students enrolled, assignments created, assignments currently active, an approximation of the number of activities completed , and the time on task for completed activities.
<i>What students are in my school?</i>	Student Roster	Lists all students in the school, including their user names and passwords.
<i>What activities has a student been working on?</i>	Student Activity	Displays activity names, scores, and time spent on activities by individual students. Shows complete and incomplete activities organized by subject.
<i>How is my school doing in major subject areas? Are they showing improvement over time? What gains are we seeing from pretest to posttest?</i>	School Profile	Summarizes activities for all students organized by subject. Displays three bars showing the average score on pretest, lessons, and posttest.
<i>How much time have we spent trying to improve in each area?</i>	Product Usage	Shows comprehensive summary of work completed by all students in the school. Displays time-on-task and number of completed activities for each subject.
<i>How much time is spent using a program outside of normal hours?</i>	Time of Day	Reports usage statistics based on time of day lessons are taken. Displays lessons completed and time-on-task.

Period: January 1, 2003 - December 31, 2005

Site: Achievement Middle School

Page 1

January 8, 2006



This Report Answers the Question:
Is my school improving over time?

Period: January 1, 2003 - December 31, 2005**Site:** Achievement Middle School

Page 1

January 8, 2006

Title	Activities Completed	Time on Task in Minutes
Math A	8423	83299
Math B	6079	95836
Math C	89	332
Reading Comprehension LL	96	694
Reading Comprehension A	1755	28110
Reading Comprehension B	815	13166
Reading Comprehension C	310	4336
Reading Vocabulary A	1226	12820
Reading Vocabulary B	620	7288
Reading Vocabulary C	627	4544
Reading	4584	47866
Writing	5509	60941
Language	17412	108959
Basic Mathematics	8488	90593
Intermediate Mathematics	3586	49530
Algebra	750	16006
Science I	723	13147
Science II	206	3591
Information Skills	1415	18839
Workforce Readiness Skills	319	2348
Total:	62700	662245

This Report Answers the Question:How much time have we spent
trying to improve in each area?

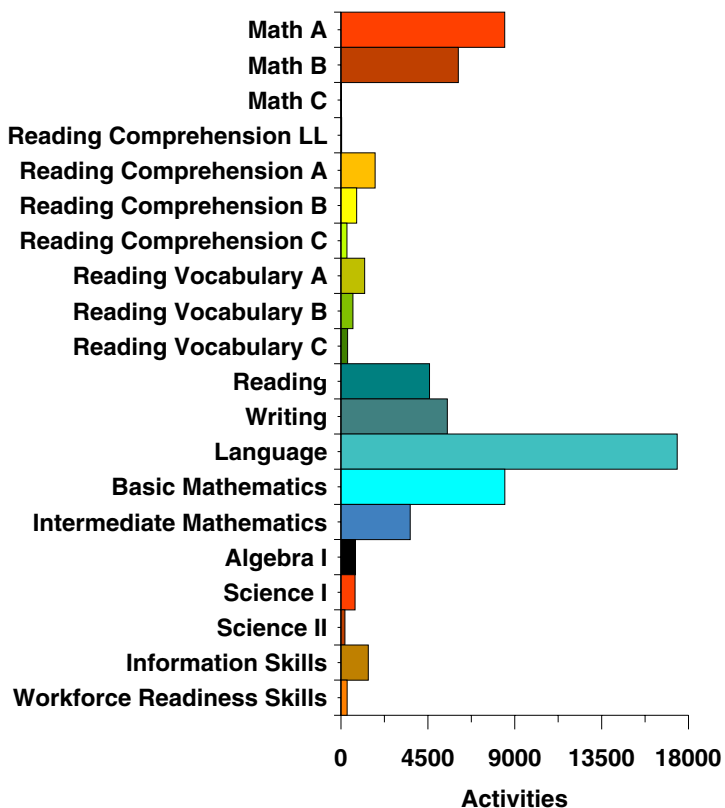
Period: January 1, 2003 - December 31,

Site: Achievement Middle School

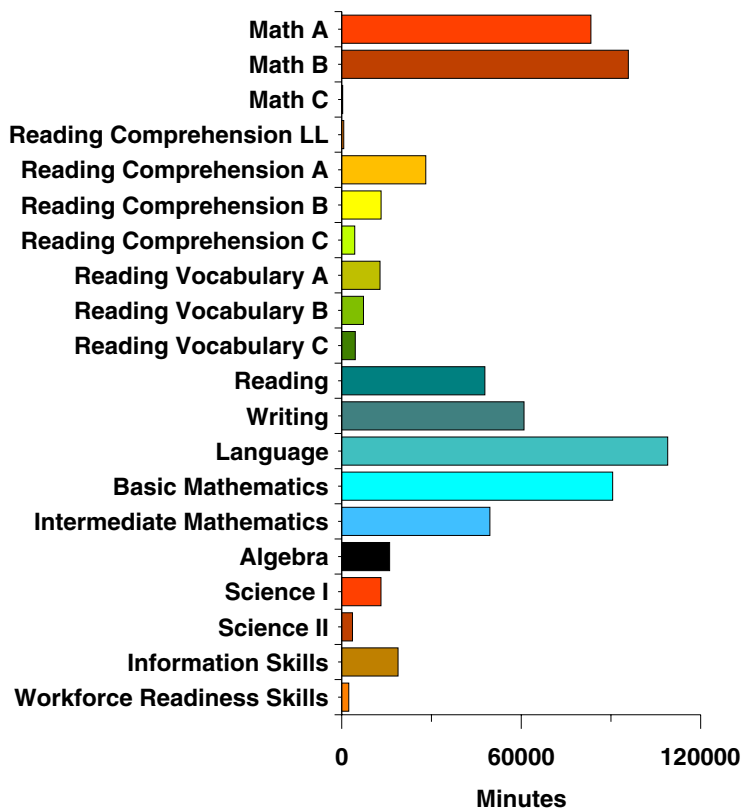
Page 2

January 8, 2006

Activities Completed



Time on Task in Minutes

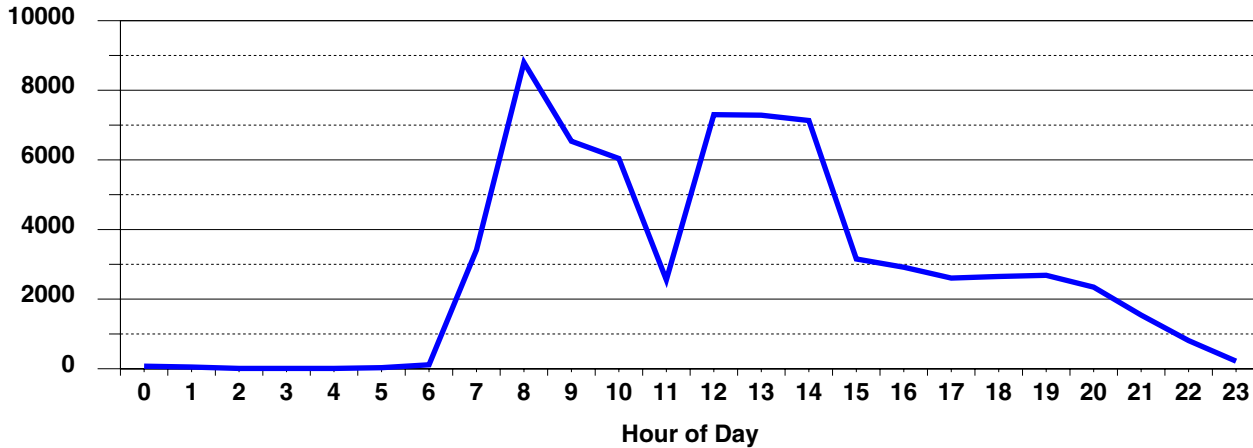


Period: January 1, 2003 - December 31, 2005

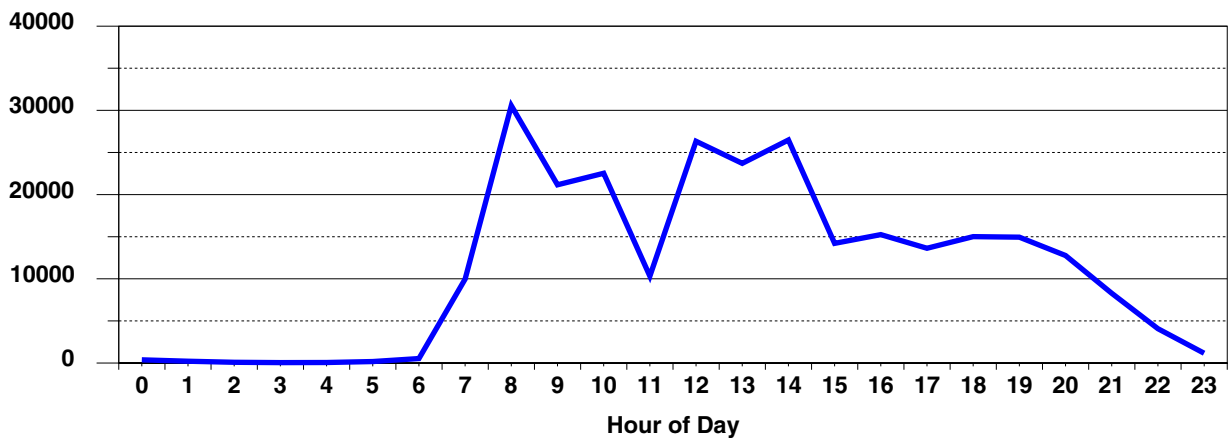
Site: Achievement Middle School

Page 1
January 8, 2006

Completed Activities



Time on Task (minutes)



All times shown are Eastern Time.

This Report Answers the Question:
How much time is spent using
SkillsTutor outside of normal school hours?

Student Activity

Student: WASHINGTON, JANE
User Name: jwashington
Period: January 1, 2003 - December 31, 2005
Site: Achievement Middle School

Activity	Date	Score	%	Minutes
Reading				
<i>Word Knowledge : Avg Score 73%</i>				
Word Knowledge Pretest	12-09-2003 04:41 PM	7/15	47	20
Introduction to Words with Multiple Meanings	12-09-2003 05:02 PM	Incomplete		
Introduction to Words with Multiple Meanings	12-10-2003 07:34 PM	8/10	80	11
Words with Multiple Meanings II	12-10-2003 07:44 PM	Incomplete		
Words with Multiple Meanings II	12-15-2003 02:01 PM	Incomplete		
Words with Multiple Meanings II	12-16-2003 06:13 PM	6/10	60	6
Introduction to Homonyms	12-16-2003 06:19 PM	9/10	90	5
Homonyms II	12-16-2003 06:24 PM	9/10	90	4
Quiz on Lessons 1 through 4	12-16-2003 06:27 PM	Incomplete		
Quiz on Lessons 1 through 4	12-16-2003 06:41 PM	17/25	68	10
Analogies: Decoding a Message	12-16-2003 07:21 PM	Incomplete		
Analogies: Decoding a Message	12-17-2003 06:34 PM	17/17	100	7
Introduction to Synonyms	12-17-2003 07:25 PM	9/10	90	11
Choosing Precise Synonyms	12-17-2003 07:36 PM	8/10	80	6
Synonyms with Similar Emotional Intensity	12-17-2003 07:42 PM	5/10	50	4
Connotative Meanings in Synonyms	12-17-2003 07:46 PM	5/10	50	7
Quiz on Lessons 5 through 8	12-17-2003 07:52 PM	Incomplete		
Classification: Choosing the Right Word	12-17-2003 07:58 PM	Incomplete		
Total Minutes:				91
Writing				
<i>Language Mechanics : Avg Score 69%</i>				
Language Mechanics Pretest	12-16-2003 07:03 PM	12/18	67	8
Capitalization and Punctuation in Letters	12-16-2003 07:11 PM	15/21	71	5
Identifying Errors in Personal Letters	12-16-2003 07:16 PM	Incomplete		
Total Minutes:				13
Language				
<i>Capitalization : Avg Score 83%</i>				
Capitalization Pretest	12-17-2003 08:05 PM	12/18	67	7
First Word in a Sentence	12-17-2003 08:12 PM	8/8	100	2
First Word in a Quotation	12-17-2003 08:14 PM	5/8	63	4
Greetings and Closings in Letters	12-17-2003 08:17 PM	8/8	100	3
Names and Initials of People and Pets	12-17-2003 08:20 PM	8/8	100	2
Names of Buildings, Monuments, Ships, etc.	12-17-2003 08:22 PM	6/8	75	2
Titles of Books, Magazines, Movies, etc.	12-17-2003 08:54 PM	6/8	75	3
Titles of School Courses	12-17-2003 08:57 PM	6/8	75	3
Quiz on Lessons 1 through 7	12-17-2003 08:59 PM	20/24	83	5
Induction: Helping a Talented Writer Improve	12-17-2003 09:03 PM	14/21	67	13
Proper Adjectives	12-17-2003 09:16 PM	7/8	88	2
The Pronoun 'I'	12-17-2003 09:18 PM	8/8	100	2
A Title Preceding a Person's Name	12-17-2003 09:20 PM	6/8	75	2
A Title Used in Place of a Person's Name	12-17-2003 09:22 PM	6/8	75	3
Titles That Are Not Capitalized	12-17-2003 09:24 PM	7/8	88	3
Quiz on Lessons 8 through 12	12-17-2003 09:27 PM	19/23	83	7
Classification: Tutoring Groups Within a Class	12-17-2003 09:34 PM	19/29	66	8

This Report Answers the Question:
What activities has a student been working on?

Site: Achievement Middle School

Page 1
January 8, 2006

Title	First Name	Last Name	User Name	Password
Mr.	Jon	Adams	adams	adams
Ms.	Mary	Anderson	anderson	teach1
Mr.	James	Bartel	bartel	teach3
Mr.	Jack	Britt	jbritt	jack123
Mrs.	Deborah	Carr	carr	teach4
Ms.	Barbara	Davis	barbara	34tem
Dr.	Karen	DeVille	karen	de402
Mr.	Cary	Grant	grant	teach5
Mr.	Sam	Horback	shorback	study
Mrs.	Penelope	James	penelope	penny
Ms.	Carol	Lombard	lombard	teach6
Dr.	Howard	Mann	mann	teach7
Mr.	Robert	Marrero	rmarrero	robm
Mr.	Fritz	Nelson	nelson	teach8
Dr.	David	Ogden	odgen	teach9
Mrs.	Sandra	Pilates	pilates	teach10
Ms.	Jessica	Sawin	jsawin	kids
Ms.	Kendra	Scott	kendra	scottie
Mr.	Eric	Young	eric	pawn

This Report Answers the Question:
What teachers are in my school?



Teacher Usage

January 24, 2006

Site Name: Achievement Middle School

January 1, 2000 - January 24, 2006

Teacher Name	Login Name	Total Classes Created	Total Unique Students	Total Assignments Created	Total Assignments Active	Number of Activities Completed	Total Minutes	Last Login Date	Last Run Report
McNeely, Michelle	mcneely	1	32	6	6	1229	6070	14-DEC-05	14-DEC-05
Choptank, Lori	choptank	1	29	11	10	618	3548	23-DEC-05	12-JAN-06
Lipmann, Sandra	lipmann	2	30	6	6	466	2566	13-DEC-05	10-JAN-06
Lister, Mark	lister	1	23	2	2	436	2710	29-NOV-05	29-NOV-05
Vortek, Jason	vortek	1	14	2	2	407	2134	01-DEC-05	10-JAN-06
Rutger, John	rutger	1	42	9	9	385	2763	21-DEC-05	21-DEC-05
Grimes, Andrew	grimes	1	23	2	2	326	1943	21-NOV-05	07-DEC-05
Foster, Marcy	foster	1	26	1	1	298	1331	08-DEC-05	21-DEC-05
Britt, Jack	britt	2	28	4	4	285	3829	16-NOV-05	01-DEC-05
McMann, Dorothy	mcmann	2	29	11	1	285	2407	21-NOV-05	14-DEC-05
Duffy, Howard	duffy	1	30	4	0	200	1222	22-NOV-05	03-NOV-05
Nolan, Samantha	nolan	2	27	4	3	149	1180	13-DEC-05	15-DEC-05
Abbott, David	abbott	1	22	2	2	144	861	29-NOV-05	
Landover, Penelope	landover	2	17	22	22	141	907	16-NOV-05	19-JAN-06

This Report Answers the Question:
Which teachers are using the program?

Site: Achievement Middle School

Page 1
January 8, 2006

Last Name	First Name	User Name	Password
Adams	Darcy	adams	
Anders	Mary	anders	
Anshu	Bhatnagar	anshu	knight
Bennett	Anthony	bennett	bennett
Brian	Fitzpatrick	brian	sarudoz
Brown	Karn	brown	
Bryce	Baker	bryce	mj202
Carolann	Anders	carolann	carry
Carrey	James	carrey	
Cecelia	Clark	cece	dude
Derek	Baldwin	derek	deek
Diaz	Julia	jdiaz	diaz
Grant	Ulysses	grant	
Grey	Carol	grey	grey
James	Anderson	james	jimmie
Jay	Davis	jay	Hollister
Joseph	Finken	joe	dirk
Judith	Fioravante	judy	matt
Lisa	Biggins	lisa	biggins
Lori	Carstens	lorii	wonderful
Mandel	Howard	mandel	
Mary	Acquie	mini	girlie

This Report Answers the Question:
What students are in my school?

Teacher Reports: Class Specific

The teacher has access to 12 reports. Eight reports provide information as it relates to the class as a whole. Although some of the information is specific to individual students, it is presented in the context of the entire class. These reports include: Class Roster, Assignment Library, Class Activity, Class Profile, Student Profile, Class Averages, Student Detail, and Parent Letter.

Teacher Reports: Class-Specific		
Question	Report	Detail
<i>Who is enrolled in this class?</i>	Class Roster	Lists all the user names and passwords of the students enrolled in a class.
<i>What assignments have I made for this class?</i>	Assignment Library	Lists the assignments within a class, what options are set for each, what activities are included, and to whom assignments are given.
<i>How is my class performing on individual activities?</i>	Class Activity	Lists each activity taken by students in the class, including how many times an activity was taken, average score, and total class time spent.
<i>How is my class performing in each subject and topic area?</i>	Class Profile	Displays bar graph representing average pretest, lesson and posttest scores across subjects and topics for all students in a class.
<i>How is an individual student performing in each topic area?</i>	Student Profile	Displays a 3-part graph showing average pretest, lesson, and posttest scores for each topic area for an individual student.
<i>Which of my students needs help in a specific subject area?</i>	Class Averages	Displays bar chart showing average lesson score for each student in the class.
<i>How has a student performed over a given period of time?</i>	Student Detail	For each student, displays activity names, scores, and time spent on activities. Shows complete and incomplete activities organized by subject.
<i>How do I tell a student's parents about work completed toward improving basic skills?</i>	Parent Letter	Reports the scores and time spent by individual students working on activities. Teachers can customize a message to each parent.

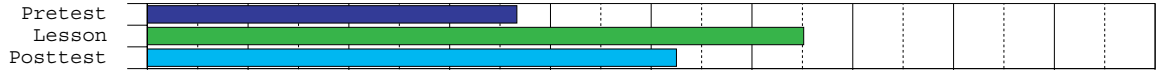
Class Profile

Period: January 1, 2003 - December 31, 2005
Site: Achievement Middle School
Class: Reading Class - 1st Period


Page 1
 January 8, 2006

Reading

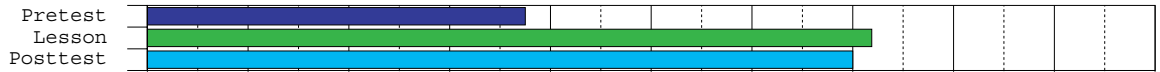
Vocabulary Building



Word Knowledge



Reading Comprehension

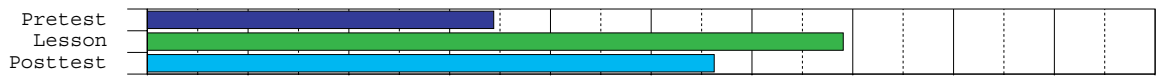


Writing

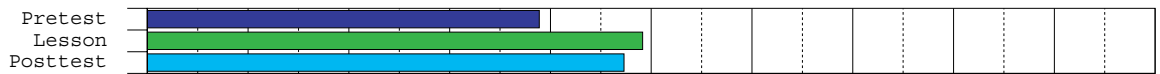
Language Mechanics




Language Usage



Sentence Structure




Clear Writing and Paragraphs

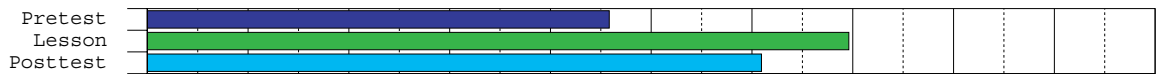


Language

Capitalization



Grammar and Usage



Punctuation



Spelling



0 10 20 30 40 50 60 70 80 90 100
 Average Score(%)

This Report Answers the Question:
 How is my class performing in each subject and topic area?

Class: Language Arts Class
Teacher: Mr. James Franklin
Period: January 1, 2003 - December 31, 2005
Site: Achievement Middle School

Page 1
 January 8, 2006

Activity	Times Taken	Average %	Total Minutes
Reading Comprehension A			
<i>Pretest</i>			
Pretest	4	21	4
<i>Skill Lessons 1</i>			
Skill Lesson: Main Idea	1	20	3
<i>Native Americans</i>			
Games of Family, Games of Fun - Part 1	1	83	18
Reading Vocabulary A			
<i>Mathematics and Science</i>			
Mathematics and Science Pretest	1	29	1
<i>Social Studies</i>			
Social Studies Pretest	1	13	3
Reading Vocabulary A			
<i>Social Studies</i>			
My First Solo Flight	1	100	5
Reading			
<i>Vocabulary Building</i>			
Vocabulary Building Pretest	4	45	4
Introduction to Compound Words	1	100	2
<i>Word Knowledge</i>			
Word Knowledge Pretest	2	60	5
Words with Multiple Meanings II	1	40	1
Choosing Precise Synonyms	1	100	5
<i>Reading Comprehension</i>			
Reading Comprehension Pretest	1	55	13
Writing			
<i>Language Mechanics</i>			
Language Mechanics Pretest	2	58	7
Language			
<i>Capitalization</i>			
Capitalization Pretest	2	25	1
First Word in a Sentence	1	0	1
<i>Grammar and Usage</i>			
Grammar and Usage Pretest	1	33	1
<i>Spelling</i>			
Spelling Pretest	1	75	4
Plurals Formed by Adding S	1	100	2
Total:	27		80

This Report Answers the Question:
 How is my class performing on individual activities?

Class Averages



















Period: January 1, 2003 - December 31, 2005

Page 1

Site: Achievement Middle School

January 8, 2006

Class: Reading Class - 1st Period

Adams, Darcy		83%
Anders, Mary		80%
Anshu, Bhatnagar		79%
Bennett, Anthony		77%
Fitzpatrick, Brian		76%
Brown, Kris		76%
Bryce, Baker		72%
Carrey, James		72%
Cecelia, Clark		70%
Derik, Baldwin		70%
Diaz, Julia		70%
Grant, Glysses		68%
Grey, Carol		67%
James, Andy		67%
Jay, Davis		65%
Mandel, Howard		63%
Marren, Acquie		62%
Washington, Jane		61%

This Report Answers the Question:
Which of my students needs help in a specific subject area?

Class Roster Report

Class: Math Class
Teacher: Mr. James Franklin
Site: Achievement Middle School

Page1
January 8, 2006

Last Name	First Name	User Name	Password
Adams	Darcy	dadams	dadams2003
Anders	Mary	manders	manders2003
Bennett	Anthony	abennett	abennett2003
Brown	Tom	tbrown	tbrown2003
Caraballo	Giselle	gcaraballo	gcaraballo2003
Colen	Michelle	mcolen	mcolen2003
Grant	Ulysses	ugrant	ugrant2003
Grey	Carol	cgrey	cgrey2003
Washington	Jane	jwashington	jwashington

This Report Answers the Question:
Who is enrolled in this class?

Student Profile

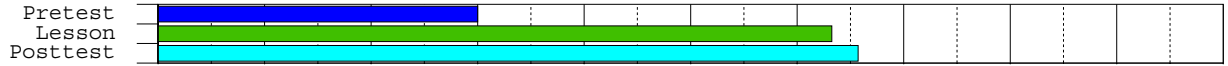
Site: Achievement Middle School
Period: January 1, 2003 - December 31, 2005

Page 1
January 8, 2006

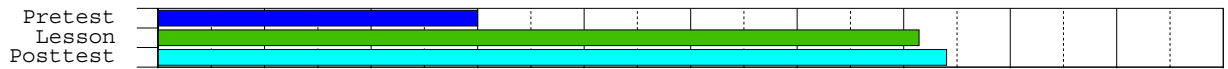
Student: Washington, Jane

Reading

Reading Comprehension



Vocabulary Building




Word Knowledge




Writing


Clear Writing and Paragraphs




Language Mechanics



Language Usage



Sentence Structure




Language

Capitalization



Grammar and Usage



Punctuation



Spelling



0 10 20 30 40 50 60 70 80 90 100
Average Score(%)

This Report Answers the Question:
How is an individual student performing in each topic area?

Student: WASHINGTON, JANE
User Name: jwashington
Period: January 1, 2003 - December 31, 2005
Site: Achievement Middle School
Teacher: Mr. James Franklin

Page 1
January 8, 2006

Activity	Date	Score	%	Minutes
Math A				
<i>Understanding Numbers : Avg Score 81%</i>				
Understanding Numbers Pretest	09-18-2003 09:14 AM	9/12	75	4
Place Value	09-19-2003 09:34 AM	9/9	100	3
Numbers and Word Names	10-08-2003 09:20 AM	6/7	86	3
Quiz on Lessons 1 and 2	10-17-2003 09:37 AM	9/10	90	2
Comparing and Ordering Numbers	11-24-2003 09:15 AM	9/9	100	3
Quiz on Lessons 3 and 4	11-24-2003 09:20 AM	9/10	90	2
Understanding Numbers Posttest	12-09-2003 09:13 AM	Incomplete		
Understanding Numbers Posttest	12-09-2003 09:13 AM	3/12	25	1
<i>Using Addition and Subtraction : Avg Score 78%</i>				
Using Addition and Subtraction Pretest	09-18-2003 09:17 AM	Incomplete		
Using Addition and Subtraction Pretest	09-18-2003 09:17 AM	14/18	78	3
<i>Using Multiplication and Division : Avg Score 66%</i>				
Using Multiplication and Division Pretest	09-18-2003 09:20 AM	Incomplete		
Using Multiplication and Division Pretest	09-18-2003 09:22 AM	14/20	70	7
Estimation by Rounding	09-18-2003 09:29 AM	5/8	63	3
<i>Using Decimals and Fractions : Avg Score 84%</i>				
Using Decimals and Fractions Pretest	09-23-2003 09:32 AM	11/22	50	4
Fractions	10-13-2003 09:19 AM	6/7	86	3
Fractions	01-05-2004 09:14 AM	6/6	100	3
Decimals and Percents	01-05-2004 09:19 AM	6/6	100	2
<i>Working with Data : Avg Score 100%</i>				
Working with Data Pretest	09-29-2003 09:24 AM	10/10	100	4
Total Minutes:				47
Math B				
<i>Understanding Numbers : Avg Score 47%</i>				
Understanding Numbers Pretest	09-19-2003 09:34 AM	Incomplete		
Understanding Numbers Pretest	09-23-2003 09:37 AM	Incomplete		
Understanding Numbers Pretest	09-25-2003 09:25 AM	7/15	47	4
<i>Using Whole Numbers : Avg Score 14%</i>				
Using Whole Numbers Pretest	09-23-2003 09:37 AM	3/21	14	5
<i>Using Decimals : Avg Score</i>				
Using Decimals Pretest	09-26-2003 09:30 AM	Incomplete		
Using Decimals Pretest	11-04-2003 09:32 AM	Incomplete		
<i>Using Fractions and Percents : Avg Score 21%</i>				
Using Fractions and Percents Pretest	10-13-2003 09:17 AM	3/14	21	1
<i>Working with Data : Avg Score 38%</i>				
Working with Data Pretest	10-03-2003 09:17 AM	3/8	38	1
Total Minutes:				11
Basic Mathematics				
<i>Number Concepts : Avg Score 77%</i>				

This Report Answers the Question:
 How has a student performed over a given period of time?

Parent Letter

Dear parent or guardian of Jane Washington:

I would like to share with you Jane's results with SkillsTutor. SkillsTutor is an internet based, basic skills program that Achievement Middle School currently uses.

Please let me know if you would like to discuss these results.

Student: WASHINGTON, JANE
User Name: jwashington
Time Period: January 1, 2003 - December 1, 2005

Activity	Date	Score	%	Minutes
Intermediate Mathematics				
<i>Statistics and Probability</i>				
Statistics and Probability Pretest	11-24-2003 07:17 PM	15/22	68	12
Pictographs	11-25-2003 07:41 AM	9/10	90	4
Bar Graphs	11-25-2003 07:45 AM	11/12	92	4
Line Graphs	11-25-2003 07:49 AM	9/12	75	3
Line Graphs	11-25-2003 07:51 AM	7/12	58	4
Line Graphs	11-25-2003 07:55 AM	Incomplete		
Line Graphs	11-25-2003 07:55 AM	7/12	58	3
Line Graphs	11-25-2003 12:23 PM	Incomplete		
Line Graphs	11-25-2003 12:24 PM	9/12	75	4
Circle Graphs	11-25-2003 07:58 AM	4/10	40	3
Circle Graphs	11-25-2003 12:47 PM	Incomplete		
Measures of Central Tendency	11-25-2003 08:00 AM	Incomplete		
Measures of Central Tendency	11-25-2003 08:03 AM	10/12	83	6
Quiz on Lessons 1 through 5	11-25-2003 08:10 AM	Incomplete		
Quiz on Lessons 1 through 5	11-25-2003 08:10 AM	Incomplete		
Quiz on Lessons 1 through 5	11-25-2003 08:12 AM	14/21	67	6
Quiz on Lessons 1 through 5	11-25-2003 12:28 PM	10/23	43	5
Quiz on Lessons 1 through 5	11-25-2003 12:48 PM	13/19	68	5
Simple Probability	11-25-2003 08:18 AM	7/10	70	3
Counting Outcomes	11-25-2003 08:21 AM	2/10	20	2
Counting Outcomes	11-25-2003 12:53 PM	6/10	60	2
Predicting Outcomes	11-25-2003 08:22 AM	Incomplete		
Predicting Outcomes	11-25-2003 08:23 AM	6/8	75	2
Quiz on Lessons 6 through 8	11-25-2003 08:24 AM	3/18	17	2
Prediction: The Real Cost of Living	11-25-2003 12:23 PM	Incomplete		
Prediction: The Real Cost of Living	12-11-2003 12:27 PM	Incomplete		
Total Minutes:				70
Grand Total:				70

Sincerely,

Achievement Middle School

This Report Answers the Question:
 How do I tell a student's parents about
 work completed toward improving basic skills?

Assignment Library

Site: Achievement Middle School
Teacher: Mr. James Franklin
Class: Reading Comprehension Class

Page 1
January 8, 2006

	Reading Comprehension A Pretest	Level A Skill Lessons	Communities Articles	Communities Quiz	Reading Comprehension A Posttest
Adams, Darcy (dadams)	X				
Almquist, David (dalmquist)	X				
Anders, Mary (manders)	X				
Bennett, Anthony (abennett)		X	X		
Boyd, Fred (fboyd)	X				
Brown, Karn (brown)		X	X		
Brown, Tom (tbrown)	X				
Caraballo, Giselle (gcaraballo)	X				
Carrey, James (carrey)	X				
Colen, Michelle (mcolen)	X	X	X	X	X
Grey, Carol (cgrey)	X	X	X	X	X
James, Andy (ajames)	X	X	X	X	X
Washington, Jane (jwashington)	X	X	X	X	X

This Report Answers the Question:
What assignments have I made for this class?

Assignment: Reading Comprehension A Pretest

Mastery %: 80

Note:

Page 2

January 8, 2006

Activity

Reading Comprehension A

Pretest

Pretest

Assignment: Level A Skill Lessons

Mastery %: 80

Note:

Page 3

January 8, 2006

Activity

Reading Comprehension A

Skill Lessons A

Skill Lesson: Main Idea

Skill Lesson: Inference

Assignment: Communities Articles

Mastery %: 80

Note:

Page 4

January 8, 2004

Activity

Reading Comprehension A

Communities

A Place for Children - Part 1

A Place for Children - Part 2

The Juvenile Street Cleaning Leagues

Following the Path of Your Trash - Part 1

Following the Path of Your Trash - Part 2

Assignment: Communities Quiz

Mastery %: 80

Note:

Page 5

January 8, 2006

Activity

Reading Comprehension A

Communities

Communities Quiz

Assignment: Reading Comprehension A Posttest

Mastery %: 92

Note:

Page 6

January 8, 2006

Activity

Reading Comprehension A

Posttest

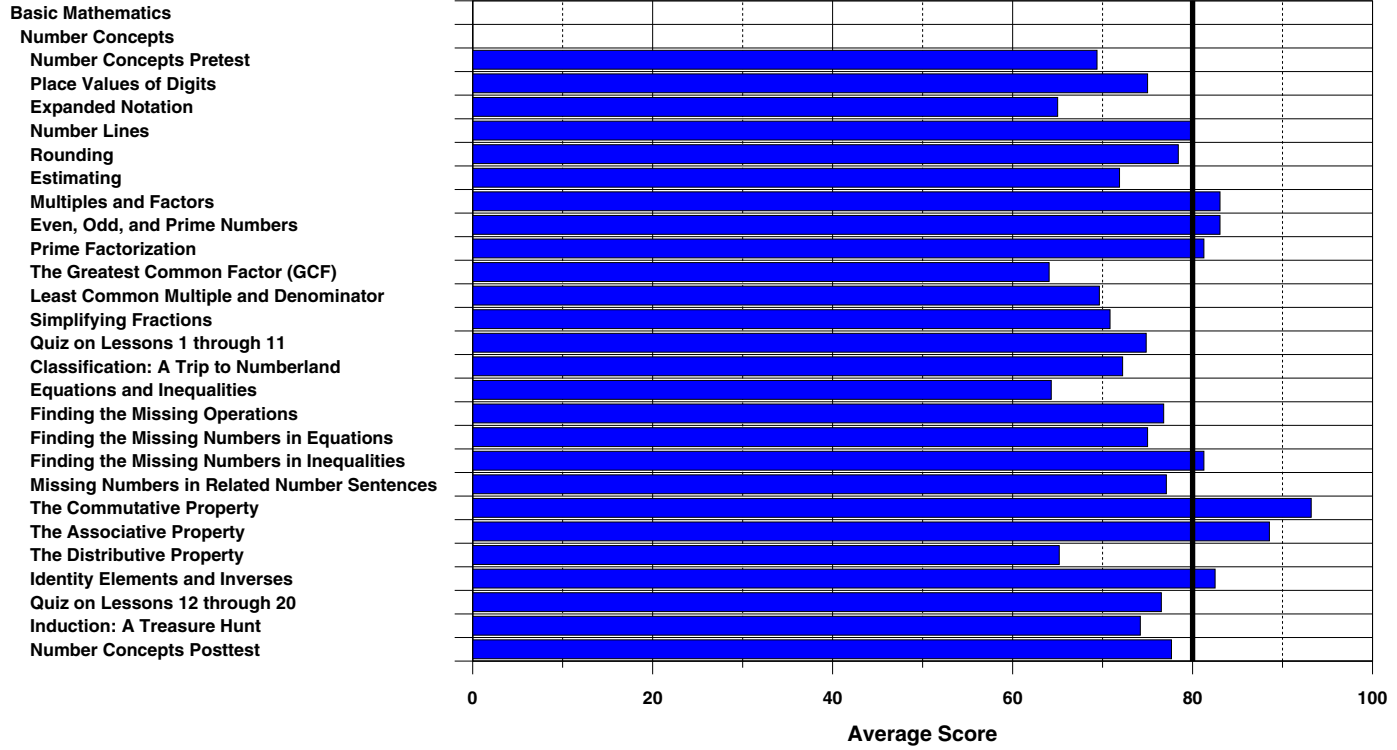
Posttest

Teacher Reports: Assignment Specific

The four remaining reports provide information that is specific to assignments . They include: Mastery Profile, Assignment Averages, Student Assignment Detail, and Gradebook.

Teacher Reports: Assignment-Specific		
Question	Report	Detail
<i>In what lessons does the class need more practice?</i>	Mastery Profile	Displays the class average for each activity in an assignment. For each activity, a bar shows the average score. A vertical line drawn down the page displays the mastery level of the assignment, permitting the teacher to quickly see where the class as a whole is performing well or where it may need improvement.
<i>Which of my students are mastering their assigned work?</i>	Assignment Averages	Displays the average score for each student for all lessons within an assignment. A vertical line displaying master percent allows the teacher to quickly scan for performance.
<i>How well is an individual student doing with an assignment?</i>	Student Assignment Detail	Shows detail of an individual student's work toward the assigned activities, including scores and time on task.
<i>Can I see a quick snapshot of student work on an assignment?</i>	Gradebook	A gradebook-style report showing student's latest work, what is incomplete and what is left to do.

Class: Math Class
Assignment: Math-Number Concepts
Teacher: Mr. James Franklin
Period: January 1, 2003 - December 31, 2005
Site: Achievement Middle School
Mastery %: 80



This Report Answers the Question:
 In what lessons does the class need more practice?




















Site: Achievement Middle School

Class: Math Class

Assignment: Math-Number Concepts

Mastery: 80%

| = Mastery %

Diaz, Julia		93%
Bell, Josh		91%
Grey, Carol		91%
Brown, Rachel		90%
Adams, Darcy		90%
Joseph, Fred		89%
Grant, Ulysses		87%
Carol, Annie		86%
Clark, Cecelia		86%
James, Andy		84%
Mandel, Howard		83%
Baker, Bryce		82%
Anders, Mary		82%
Bennett, Anthony		80%
Jay, Davis		78%
Baldwin, Derick		77%
Carrey, James		73%
Blakley, Scott		62%
Washington, Jane		50%

This Report Answers the Question:
Which of my students are mastering their assigned work?

Gradebook

Site: Achievement Middle School
Teacher: Mr. James Franklin
Class: Math Class
Assignment: Math-Number Concepts

Basic Mathematics*Number Concepts*

"- " = Not Assigned

	Number Concepts Pretest	Place Values of Digits	Expanded Notation	Number Lines	Rounding	Estimating	Multiples and Factors	Even, Odd, and Prime Numbers	Prime Factorization	The Greatest Common Factor (GCF)	Least Common Multiple and Denominator	Simplifying Fractions	Quiz on Lessons 1 through 11	Classification: A Trip to Numberland	Equations and Inequalities	Finding the Missing Operations	Finding the Missing Numbers in Equations	Finding the Missing Numbers in Inequalities	Missing Numbers in Related Number Sentences	The Commutative Property	The Associative Property	The Distributive Property	Identity Elements and Inverses	Quiz on Lessons 12 through 20	Induction: A Treasure Hunt	Number Concepts Posttest	
Adams, Darcy	77						75	88	100				80	100						100	100	75	88	100	97	86	90
Anders, Mary	68						88	88	100	75	75	88	83	59	75			100									82
Baldwin, Derick	77																										77
Baker, Brice	86						88	100	88	50	88	75															82
Bennett, Anthony	77	75	75	88	100	50	88	88	88	88	88	63	100	70	75	100	100	75	88	75	100	50	63	87	58	86	81
Blakley, Scott	64	63	75	63	75	63	38	75	88	63	25	50	52	48	38	63	88			75	63	50	88				62
Brown, Rachel	86						100	75	100																		90
Bell, Josh	86	88	88	100	100	88				88	88	75	100	96						100	100	88	100	83	74	100	92
Carol, Annie	64	100	88	100	88	100	100	88	63	75	100	88	72							100	88	75	88	71		91	86
Carrey, James	73																										73
Clark, Cecelia	77						88	75	75				78	93						100	100	75	100	87			86
Diaz, Julia	59	100	88	100	100	100	100	100	88	88	100	88	100	67	88	100	100	100	100	100	100	88	100	83	94	91	94
Grant, Ulysses	82									88	88	88	83													95	87
Grey, Carol	77									88	88	88	100	89						100	100	100	88	91	94	82	91
James, Andy	68	100	75	75	88	75	100	88																			85
Jay, Davis	14	88	75	88	63	75	100	100	75	100	88	63	39	59	63	75	63	88	100	100							78
Joseph, Fred	91										88	88															89
Mandel, Howard	64						75								63	100	88	75	100	100	100						83
Washington, Jane	27	75	50	63	88	25	63	75	50	0	0	50	38	52	50	50	50	50	50	75	88	75	50	24	55	27	50
	69	86	77	85	88	72	85	87	83	73	76	74	81	74	65	81	82	81	88	93	94	75	85	78	76	82	

This Report Answers the Question:
 Can I see a quick snapshot of student work on an assignment?

TECHNICAL SUPPORT

Phone 1-888-764-2446

Email TechSupport@AchievementTech.com

CUSTOMER SERVICE

Phone 1-800-230-3571

Email ValuedCustomer@AchievementTech.com

Web Site www.AchievementTech.com

ACHIEVEMENT TECHNOLOGIES, INC.

10400 LITTLE PATUXENT PARKWAY • SUITE 310 • COLUMBIA, MD 21044